ALRECO

FABRICANTES DE FUNDICIÓN

Registros | Manhole covers | Regards | Tampas

SYSTEM CERTIFICATION ISO 9001 SGS

SYSTEM CERTIFICATION ISO 14001 SGS

ALRECO

INTRODUCCIÓN

ALRECO es una empresa heredera de una larga tradición en la fabricación de piezas en fundición tanto para la industria del automóvil, como de obra civil y edificación.

Desde la fundación de la primera empresa en 1930, nos hemos caracterizado por la participación en el desarrollo de proyectos públicos y privados, lo que nos ha permitido posicionarnos entre las empresas líderes del mercado.

A lo largo del tiempo, hemos sabido conjugar el firme compromiso de satisfacer a nuestros clientes con el constante desarrollo y adaptación a las nuevas necesidades y exigencias del mercado, y para ello, contamos con un equipo humano altamente cualificado y un Sistema Integrado de Gestión de la Calidad y Medioambiente que satisface las Normas UNE EN-ISO 9001:2008 y UNE-EN ISO 14001:2004.

Somos una empresa dinámica y de espíritu innovador, contamos con un departamento de diseño propio, y garantizamos un control completo y directo de todo el proceso, desde el primer contacto con el cliente, hasta la finalización y entrega de los productos.

PRÉSENTATION

ALRECO est une entreprise solide. Elle est l'héritière d'une longue tradition de pièces de fonte aussi bien pour l'industrie de l'automobile que pour celle des travaux du génie civil et de la construction.

Depuis la création de la maison mère en 1930, ALRECO a participé dans le développement de projets du domaine public et privé, ce qui nous a permis de nous situer parmi les entreprises leader de notre secteur

Au long de ces années nous avons ainsi atteint l'amalgame qui englobe notre compromis envers la satisfaction des clients et les nouvelles exigences du marché et cela grâce à notre équipe humaine hautement qualifiée et à notre Système Intégré de Gestion de la Qualité et de maintien de l'Environnement qui satisfait les Normes UNE EN-ISO 9001:2008 et UNE-EN ISO 14001:2004.

En tant qu'entreprise dynamique avec un fort esprit innovateur, nous disposons de notre propre département de Design ce qui garantit un contrôle complet et direct de tout le processus c'est-à-dire dès le premier contact avec le client et jusqu'à la finalisation et la remise de nos produits.

INTRODUCTION

ALRECO is an inheriting solid company with a long tradition in the manufacturing of smelting pieces, for the industry of the automobile as of civil work and construction.

Since the foundation of the first company in 1930, we have participated in the development of public and private projects, which has allowed us to gain a privileged position among the leading companies of our sector.

Throughout this time we have combined the firm commitment of customer satisfaction with the constant development and adaptation of the new requirements and demands of the market, with a highly qualified team and an Integrated System of Management of the Quality settled down and Environment that satisfies the Norms UNITES EN-ISO 9001:2008 and UNE-EN ISO 14001:2004.

We are a dynamic company with an innovating spirit, we have our own design department that guarantees a complete and direct control of all the process, from the first contact with the client to the conclusion and delivering of products.

INTRODUÇÃO

A ALRECO é uma empresa herdeira de uma longa tradição na fabricação de peças em fundição tanto para a indústria automobilística como para a de obra civil e edificação.

Desde a fundação da primeira empresa em 1930, nos caracterizamos pela participação no desenvolvimento de projetos públicos e privados; o que nos permitiu alcançar uma posição de destaque entre as empresas líderes do setor.

Ao longo do tempo, fomos capazes de conjugar o firme compromisso de satisfazer nossos clientes com o constante desenvolvimento e adaptação às novas necessidades e exigências do mercado. Para tal efeito, contamos com uma equipe de funcionários altamente qualificada e um Sistema Integrado de Gestão de Qualidade e Meio Ambiente que satisfaz as Normas UNE UN-ISO 9001:2008 e UNE-EN ISO 14001:2004.

Somos uma empresa dinâmica com espírito inovador, contamos com um departamento próprio de desenho e garantimos um controle completo e direto de todo o processo; desde o primeiro contato com o cliente até a finalização e entrega dos produtos.

	Pag.
Norma | Norm | Norme | Norma EN 124	4
Ensayos de Calidad | Quality Testing | Contrôle de la qualité | Teste de Qualidade | ISO	5
Registros | Manhole covers | Regards | Tampas B-125	6
Registros | Manhole covers | Regards | Tampas C-250	11
Registros | Manhole covers | Regards | Tampas D-400	13
Rejillas | Grates | Grilles | Grelhas C-250	20
Rejillas | Grates | Grilles | Grelhas D-400	27
Varios | Others | D'autres | Outro	30

Norma | Norm | Norme | Normo 124

Todas las piezas de hierro fundido para la vía pública se fabrican bajo estrictos controles de calidad regidos por la Norma EN-124. Registros de fundición dúctil o nodular.

All cast iron parts are manufactured under strict quality controls that satisfies the EN-124 norm.
They are manufactured in nodular or ductile cast iron.

Toutes les pièces en fonte sont fabriquées sous strict contrôle de qualité régie par la norme EN-124.
Elles sont fabriquées en nodulaire ou ductile fonte.

Todas as peças de ferro fundido são fabricadas sob rigorosos controlos de qualidad regidos pela norma EN-124.
Eles são fabricados em ferro fundido ou nodular.

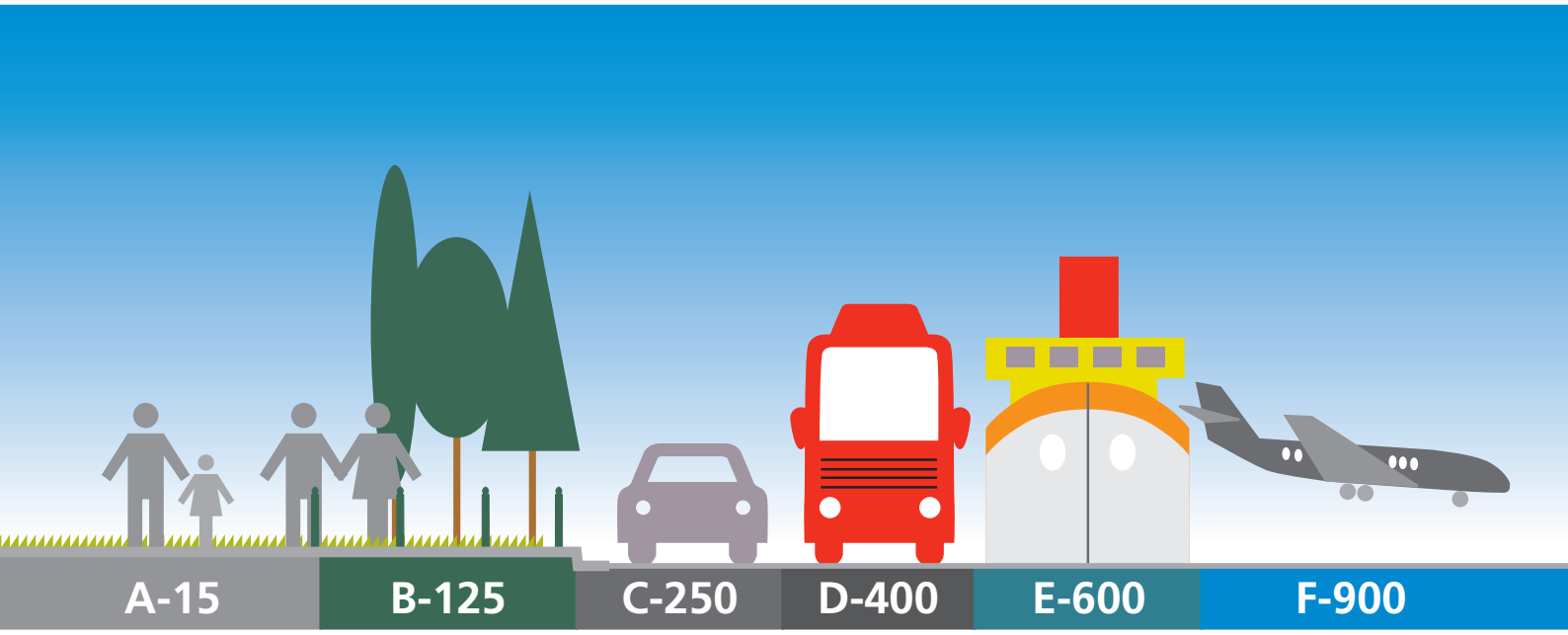

A-15 Zona de peatones, ciclistas o espacios verdes 1,5 TN | Pedestrians, cyclists or green areas 1,5 TN | Zones par piétons, cyclistes et les espaces verts. 1,5 TN | Área para peões, ciclistas ou espaços verdes. 1,5 TN

B-125 Carga de rotura 12,5 TN para zonas peatonales y aceras | Tensile strength 12,5 TN for pavements and pedestrian areas | Résistance à la traction 12,5 TN pour trottoirs et zones pietonnières | Resistência à tração 12,5 TN para calçadas e áreas de pedestres

C-250 Carga de rotura 25 TN para zonas de arcenes y aparcamientos | Tensile strength 25 TN for roadsides and parking areas | Résistance à la traction 25 TN pour des routes et aire de statiannement | Resistência à tração 25 TN para estradas e parques de estacionamento

D-400 Carga de rotura 40 TN para zonas de circulación pesada y normal | Tensile strength 40 TN for heavy and normal circulation areas | Résistance à la traction 40 TN pour zones de circulation louder et normal | Resistência à tração 40 TN para áreas de circulação pesado e normal

E-600 Carga de rotura 60 TN para zonas especiales de elevadas cargas de rodadura y zonas portuarias | Tensile strength 60 TN for special areas of heavy loads and port areas | Résistance à la traction 60 TN des zones spéciales de lourdes charges et zones portuaries | Resistência à tração 60 TN para zonas especiais de cargas pesadas e zonas portuárias

F-900 Carga de rotura 90 TN para aeropuertos | Tensile strength 90 TN for airports | Résistance à la traction 90 TN pour les aéroports | Resistência à tração 90 TN para aeroportos

PROYEX
www.proyex.es

Autovía de Logroño, Km. 11,4
50180 UTEBO (Zaragoza)
ESPAÑA (Spain)
Tel.: +34 976 787 000
Fax: +34 976 787 000

Hoja 1 de 5

ALMACENES DE REGISTROS
PARA LA CONSTRUCCIÓN, S.L.
Avenida del Rosario 10-12
50410 CUARTE DE HUERVA (Zaragoza)
Atn: Sr. Fernando Tascón

INFORME Nº: ZM-41492
De una probeta de fundición.
Nº de colada: 171273
Fecha entrada muestra: 2004-05-03

1. CARACTERISTICAS MECÁNICAS.

1.1. ENSAYO DE TRACCIÓN.

Se realiza el ensayo de tracción sobre la probeta presentada, obteniendo los siguientes resultados:

Diámetro mm	Resistencia a Tracción MPa	Limite Elástico MPa	Alargamiento %
10	525	375	16.8

Norma aplicable: UNE EN 10002:2002 & UNE EN 1563:1998
Equipo utilizado: Máquina Universal de Ensayos 10t. Clase 1.
Código Proyex 04.03.232.002
Condiciones ambientales: 20º C

Hoja 2 de 2
Ref: 04N011419

1. ANALISIS METALOGRAFICO

Después de realizar el pulido conveniente, el resultado del análisis metalográfico es el siguiente:

Muestra no atacada
Micrografía: Testigo
Aumentos: x 100

Grafito clasificación **VI A 6/7**, s/UNE EN 945:
El grafito aparece > 85 %

Muestra atacada
Micrografía: Testigo
Aumentos: x 100
Estructura **ferrítico – perlítica**, con un porcentaje aproximado de perlita del 5 %.
No se observan en la matriz cristalina inclusiones no metálicas u otro tipo de discontinuidades.

Las características mecánicas y de microestructura obtenidas en la muestra analizada del testigo, se ajustan a las calidades del tipo EN-GJS-500-7 según UNE-EN 1563 de fundición nodular especificadas.

Zaragoza, 11 de mayo de 2006

El Jefe de la Sección
Fdo. Miguel Subirá Sobrino
Físico

V°B° del Director
Fdo. Javier Prats Rivera
Ingeniero de Caminos

Página 2 de 2
Ref: 07AN11025

2. PRUEBA DE CARGA

Se somete el conjunto tapa-marco de apoyo presentado a una prueba de carga según la norma EN-124 para la clase de dispositivo de cubrimiento C-250 especificado en la norma.

1ª parte: medida de la flecha residual

Con objeto de asegurar la planitud de los elementos y el reparto uniforme de esfuerzos, se intercala una plancha de plomo entre la bancada de apoyo y el aro y una lámina de goma de 10 mm de espesor entre la tapa y el mandril o plato de carga. La flecha previa en la tapa es de **0,0 mm**.

Tras la secuencia de 5 precargas, cada una de valor 2/3 de la fuerza de control (163.333 N), se obtiene una flecha en la tapa de **0,65 mm, que se corresponde con el valor de la flecha residual.** El valor permitido por la norma UNE EN 124:1995, para la calidad C-250, con aseguramiento de la tapa en el marco es: **C.P. / 300 = 0,83 mm. El valor de la flecha se considera aceptable.**

2ª parte: aplicación de la fuerza de control

Inmediatamente después del ensayo descrito en la primera parte de este informe, se procede a aplicar la fuerza de control de 245.000 N y mantenerla durante 30 segundos. Tras la realización del ensayo se comprueba que ninguna pieza (marco y tapa) ha sufrido daños, grietas ni fisuras.

El resultado de la prueba de carga se considera satisfactorio.

Zaragoza, 12 de abril de 2007

El Jefe de la Sección
Fdo. Miguel Subirá Sobrino
Físico

V°B° del Director
Fdo. Javier Prats Rivera
Ingeniero de Caminos

ISO

SGS

Certificado ES08/5693

El sistema de gestión de

ALMACENES DE REGISTROS PARA LA CONSTRUCCIÓN, S. L. (ALRECO, S.L.)

C/ Aneto, nº 8-F, nave 2
Pol. Ind. Valdeconsejo
50410 Cuarte de Huerva (Zaragoza)

ha sido evaluado y certificado en cuanto al cumplimiento de los requisitos de

ISO 9001:2008

Para las siguientes actividades

- ✓ Diseño, comercio y distribución de materiales de canalización según EN-545.
- ✓ Diseño, comercio y distribución de registros de fundición según EN-124.
- ✓ Diseño, comercio y distribución de acoplamientos y accesorios ranurados contra incendios con certificado UL/FM.
- ✓ Diseño, comercio y distribución de otros materiales auxiliares para la construcción de obra civil.

en/desde los siguientes emplazamientos
C/ Aneto, nº 8-F, nave 2 Pol. Ind. Valdeconsejo - 50410 Cuarte de Huerva (Zaragoza)

Este certificado es válido desde
11 de agosto de 2011 hasta 11 de agosto de 2014.
Edición 3. Certificado con SGS desde agosto de 2008.

IAF ENAC CERTIFICACIÓN Nº 05 / C - SC001

Autorizado por

J. Moya
Director de Certificación

SGS ICS Ibérica, S.A. Systems & Services Certification
C/Trespaderne, 29. 28042 Madrid. España.
t 34 91 313 8115 f 34 91 313 8102 www.sgs.com

Página 1 de 1

SGS

Certificado ES08/5694

El sistema de gestión de

ALMACENES DE REGISTROS PARA LA CONSTRUCCIÓN, S. L. (ALRECO, S.L.)

C/ Aneto, nº 8-F, nave 2
Pol. Ind. Valdeconsejo
50410 Cuarte de Huerva (Zaragoza)

ha sido evaluado y certificado en cuanto al cumplimiento de los requisitos de

ISO 14001:2004

Para las siguientes actividades

- ✓ Diseño, comercio y distribución de materiales de canalización según EN-545.
- ✓ Diseño, comercio y distribución de registros de fundición según EN-124.
- ✓ Diseño, comercio y distribución de acoplamientos y accesorios ranurados contra incendios con certificado UL/FM.
- ✓ Diseño, comercio y distribución de otros materiales auxiliares para la construcción de obra civil.

en/desde los siguientes emplazamientos
C/ Aneto, nº 8-F, nave 2 Pol. Ind. Valdeconsejo - 50410 Cuarte de Huerva (Zaragoza)

Este certificado es válido desde
11 de agosto de 2011 hasta 11 de agosto de 2014.
Edición 2. Certificado con SGS desde agosto de 2008.

IAF ENAC CERTIFICACIÓN Nº 07 / C - MA009

Autorizado por

J. Moya
Director de Certificación

SGS ICS Ibérica, S.A. Systems & Services Certification
C/Trespaderne, 29. 28042 Madrid. España.
t 34 91 313 8115 f 34 91 313 8102 www.sgs.com

Página 1 de 1

S-B

Code	AxB (mm)	H (mm)	CxD (mm)	ExF (mm)
RB-1	340x340	25	290x290	246x246
RB-2	440x440	26	385x385	350x350
RB-3	545x545	28	478x478	440x440
RB-4	645x645	32	592x592	554x554
RB-5	747x747	35	665x665	602x602
RB-6	847x847	38	785x785	702x702
RB-7	950x950	45	890x890	805x805
RB-8	980x980	62	960x960	860x860

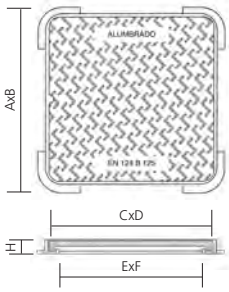

M2-T2

Code	AxB (mm)	H (mm)	CxD (mm)	ExF (mm)
RB-9	790x790	65	665x665	600x600

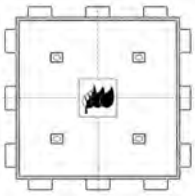

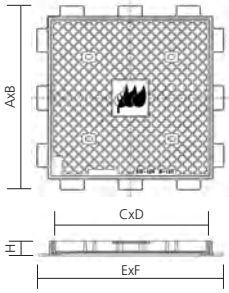

MA008

Code	AxB (mm)	H (mm)	CxD (mm)	ExF (mm)
RB-10	660x660	75	556x556	525x525

Homologada Ayuntamiento de Madrid
Leyenda: Alumbrado público
Tecnologías del tráfico

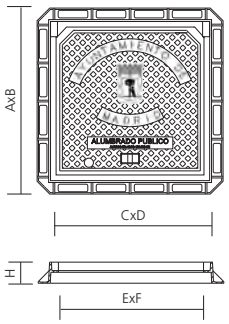

MA003

Code	AxB (mm)	H (mm)	Ø C (mm)	Ø D (mm)
RB-11	785x785	40	625	585

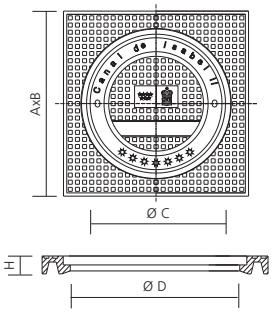

MA004

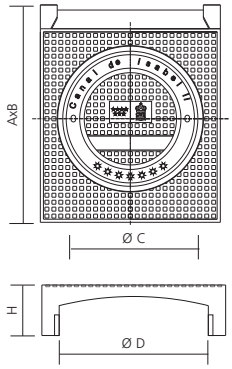

Code	AxB (mm)	H (mm)	Ø C (mm)	Ø D (mm)
RB-12	780x840	45-220	625	585

MA012

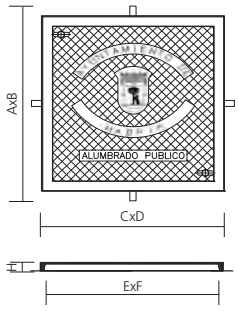

Code	AxB (mm)	H (mm)	CxD (mm)	ExF (mm)
RB-13	715x715	40	595x595	525x525

MA013

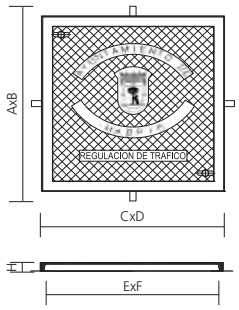

Code	AxB (mm)	H (mm)	CxD (mm)	ExF (mm)
RB-14	715x715	40	595x595	525x525

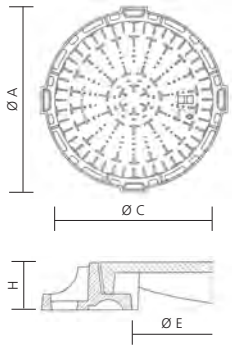

Code	Ø A (mm)	H (mm)	Ø C (mm)	Ø E (mm)
RB-15	715	73	530	500

C1MR

Code	Ø A (mm)	H (mm)	Ø C (mm)	Ø E (mm)
RB-16	695	35	580	540
RB-17	1020	100	855	800

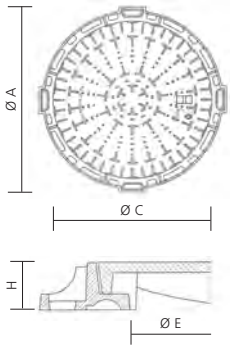

Code	AxB (mm)	H (mm)	Ø C (mm)	Ø E (mm)
RB-18	690x690	75	600	590

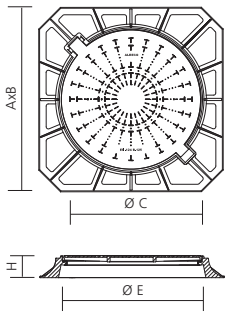

Code	Ø A (mm)	H (mm)	Ø C (mm)	Ø E (mm)
RB-19	780	54	600	590

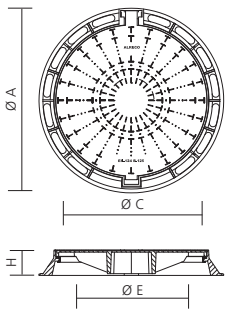

SSP

Code	AxB (mm)	H (mm)	Ø E (mm)
RB-20	150x150	60	50
RB-21	200x200	60	60
RB-22	250x250	75	85
RB-23	300x300	80	100
RB-24	400x400	120	115

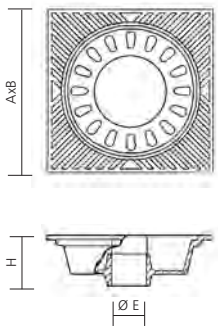

23-NE

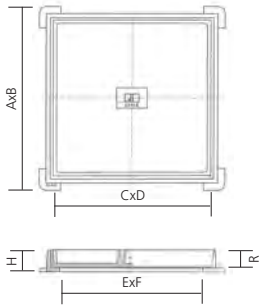

Code	AxB (mm)	H (mm)	CxD (mm)	ExF (mm)	R (mm)
RB-25	450x450	55	400x400	355x355	51
RB-26	325x325	65	290x290	240x240	40
RB-27	410x410	65	380x380	325x325	40
RB-28	500x500	50	460x460	405x405	37
RB-29	600x600	65	570x570	530x530	33



24-N

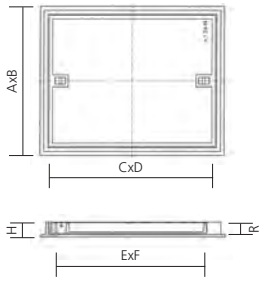

Code	AxB (mm)	H (mm)	CxD (mm)	ExF (mm)	R (mm)
RB-30	585x444	56	550x410	518x380	46

24-1

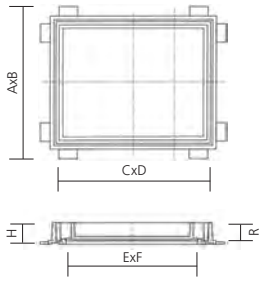

Code	AxB (mm)	H (mm)	CxD (mm)	ExF (mm)	R (mm)
RB-31	630x495	90	544x405	500x363	61



29-N

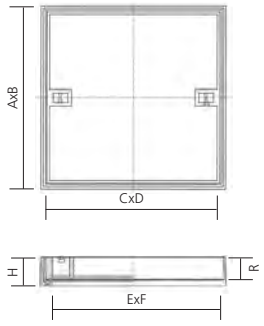

Code	AxB (mm)	H (mm)	CxD (mm)	ExF (mm)	R (mm)
RB-32	700x700	61	660x660	611x611	40



Code	AxB (mm)	H (mm)	CxD (mm)	ExF (mm)
RB-33	930x855	50	840x380x2	800x730

TEL-H-B

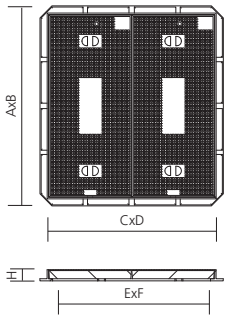

Code	AxB (mm)	H (mm)	CxD (mm)	ExF (mm)
RB-34	1220x1170	60	1000x400x3	1120x880

TEL-D-B

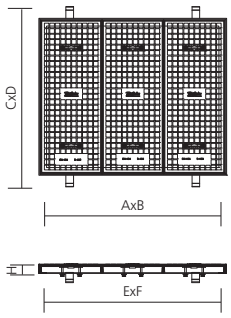

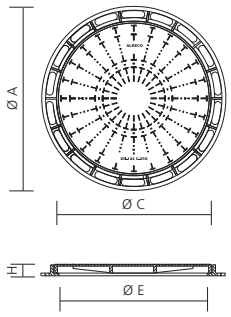

Code	Ø A (mm)	H (mm)	Ø C (mm)	Ø E (mm)
RC-1	670	36	570	540

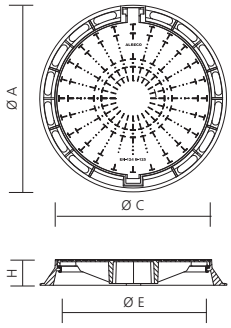

Code	Ø A (mm)	H (mm)	Ø C (mm)	Ø E (mm)
RC-2	770	72	640	610
RC-3	770	75	645	510

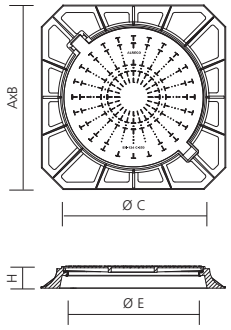

Code	AxB (mm)	H (mm)	Ø C (mm)	Ø E (mm)
RC-4	850x850	100	645	605
RC-5	850x850	75	640	610

S-C

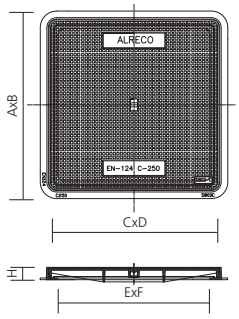

Code	AxB (mm)	H (mm)	CxD (mm)	ExF (mm)
RC-6	450x450	30	375x375	341x341
RC-7	540x540	37	480x480	420x420
RC-8	640x640	42	580x580	520x520
RC-9	705x705	56	680x680	605x605
RC-10	814x814	65	760x760	710x710
RC-11	919x919	80	840x840	800x800
RC-12	1000x1000	80	900x900	870x870

Code	AxB (mm)	H (mm)	CxD (mm)	ExF (mm)
RC-13	400x400	100	378x378	355x355
RC-14	600x600	100	574x574	550x550

L-9 / L-8

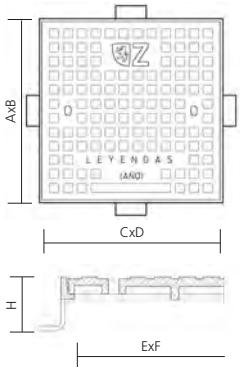

Code	AxB (mm)	H (mm)	CxD (mm)	ExF (mm)
RC-15	584x466	100	558x440	534x416

L-10

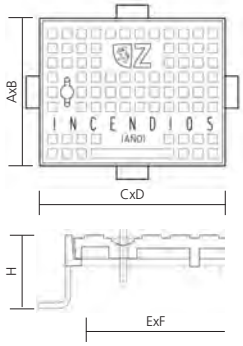

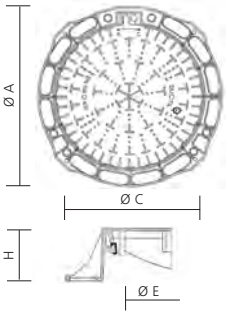

Code	Ø A (mm)	H (mm)	Ø C (mm)	Ø E (mm)
RD-1	810	100	640	608
RD-2	715	75	584	548
RD-3	705	62	585	558

D1MR

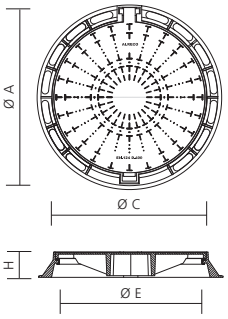

Code	Ø A (mm)	H (mm)	Ø C (mm)	Ø E (mm)
RD-4	805	100	650	600
RD-5	822	106	642	605
RD-6	900	100	700	670

D3AMR-1/D3AMR

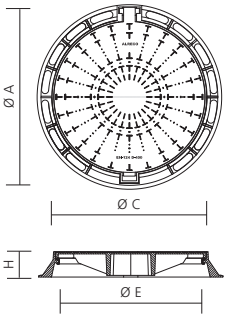

Code	Ø A (mm)	H (mm)	Ø C (mm)	Ø E (mm)
RD-7	710	100	585	560
RD-8	710	65	585	560

MA010-1

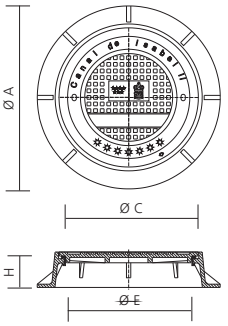

Code	Ø A (mm)	H (mm)	Ø C (mm)	Ø E (mm)
RD-9	805	100	625	590

Code	Ø A (mm)	H (mm)	Ø C (mm)	Ø E (mm)
RD-10	1000	155	710	650

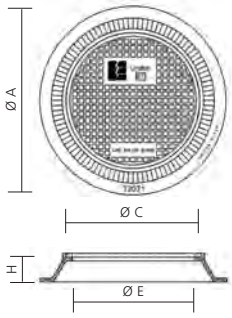

Code	Ø A (mm)	H (mm)	Ø C (mm)	Ø E (mm)
RD-11	820	150	644	600

L6

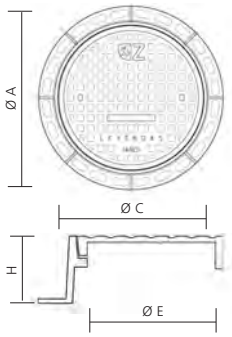

Code	Ø A (mm)	H (mm)	Ø C (mm)	Ø E (mm)
RD-12	850	100	645	610

M3-T3



Code	AxB (mm)	H (mm)	Ø C (mm)	Ø E (mm)
RD-13	850x850	100	645	605

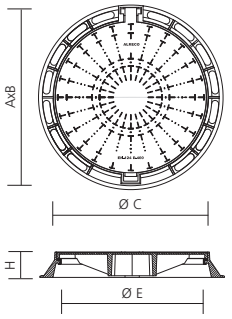

Code	AxB (mm)	H (mm)	Ø C (mm)	Ø E (mm)
RD-14	845x845	100	640	605

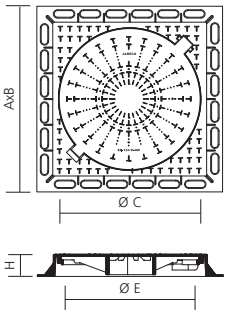



Code	AxB (mm)	H (mm)	Ø C (mm)	Ø E (mm)
RD-15	845x845	100	640	608

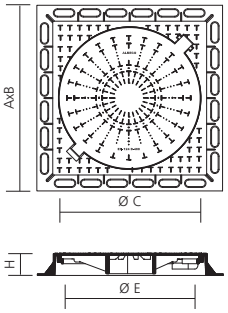



L7

Code	AxB (mm)	H (mm)	Ø C (mm)	Ø E (mm)
RD-16	780x780	93	644	600

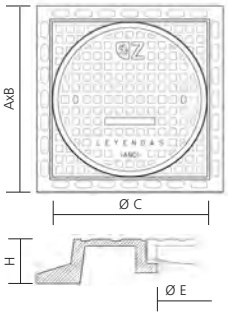

Code	AxB (mm)	H (mm)	Ø C (mm)	Ø E (mm)
RD-17	840x840	100	640	608

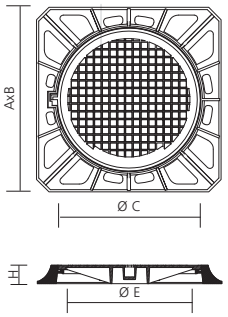



Code	AxB (mm)	H (mm)	Ø C (mm)	Ø E (mm)
RD-18	840x840	100	640	608

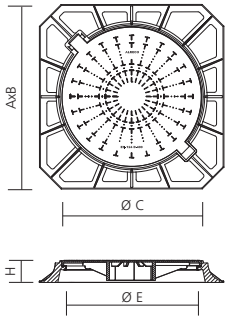



Code	AxB (mm)	H (mm)	Ø C (mm)	Ø E (mm)
RD-19	850x850	100	Ø642	Ø600

D1MC

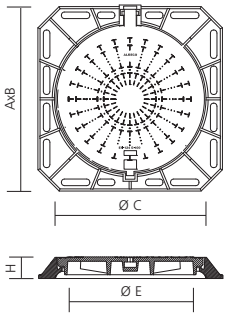

Code	AxB (mm)	H (mm)	Ø C (mm)	Ø E (mm)
RD-20	775	90	585	505

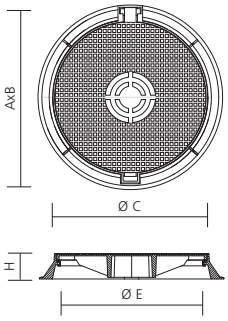

Code	Ø A (mm)	H (mm)	Ø C (mm)	Ø E (mm)
RD-21	850	100	645	605

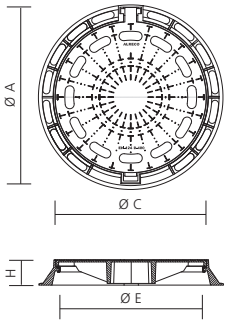

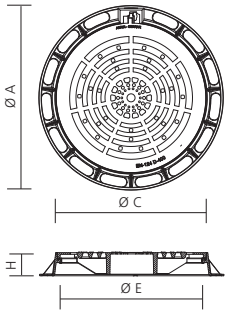

Code	Ø A (mm)	H (mm)	Ø C (mm)	Ø E (mm)
RD-22	810	100	640	610
RD-23	735	100	580	550

S-D

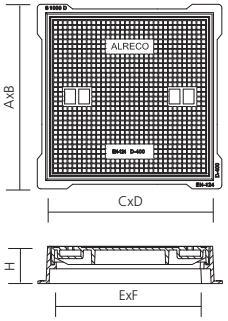

Code	AxB (mm)	H (mm)	CxD (mm)	ExF (mm)
RD-24	400x400	75	270x270	300x300
RD-25	500x500	65	400x400	370x370
RD-26	600x600	70	500x500	470x470
RD-27	700x700	75	600x600	570x570
RD-28	800x800	80	700x700	670x670
RD-29	900x900	90	800x800	800x800
RD-30	1000x1000	100	900x900	860x860
RD-31	1100x1100	100	1000x1000	960x960
RD-32	1200x1200	100	1100x1100	1060x1060

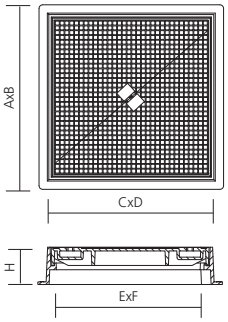

Code	AxB (mm)	H (mm)	CxD (mm)	ExF (mm)
RD-33	760x760	100	605x520x2	610x610
RD-34	835x835	100	680x595x2	685x685

A-2/D400

Code	AxB (mm)	H (mm)	CxD (mm)	ExF (mm)
RD-35	840x1380	60	705x1220	1140x605

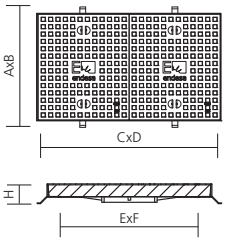

A-1/D400

Code	AxB (mm)	H (mm)	CxD (mm)	ExF (mm)
RD-36	820x720	75	720x620	675x575

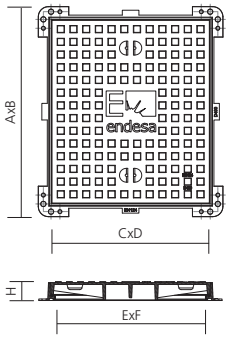

Code	Ø A (mm)	H (mm)	Ø C (mm)	Ø E (mm)
RD-37	785	160	675	620

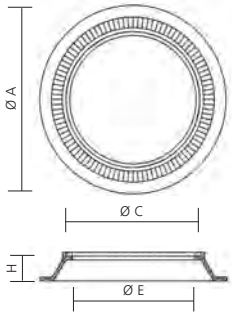

Code	Ø A (mm)	H (mm)	Ø C (mm)	Ø E (mm)
RD-38	780	140	640	610

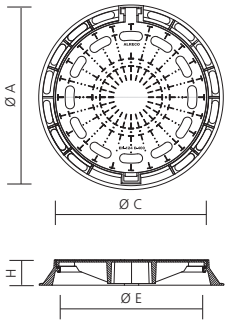

Code	AxB (mm)	H (mm)	CxD (mm)	ExF (mm)
RD-39	907x838	100	744x765x2	817x702
RD-40	870x870	100	785x705x2	760x760

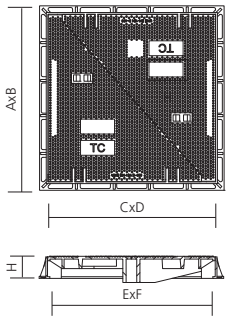

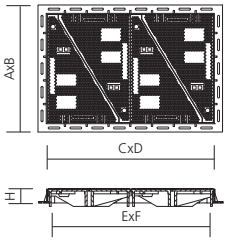

Code	AxB (mm)	H (mm)	CxD (mm)	ExF (mm)
RD-41	1330x862	105	733x532x4	1198x700
RD-42	1660x872	104	785x705x4	1556x768





Code	AxB (mm)	H (mm)	CxD (mm)	ExF (mm)
RG-1	464x464	35	384x384	350x350
RG-2	564x564	35	496x496	450x450
RG-3	662x662	40	592x592	534x534

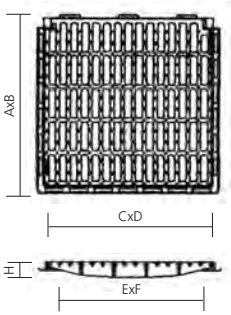

Code	AxB (mm)	H (mm)	CxD (mm)	ExF (mm)
RG-4	764x720	40	697x697	640x640
RG-5	860x820	43	794x794	750x750

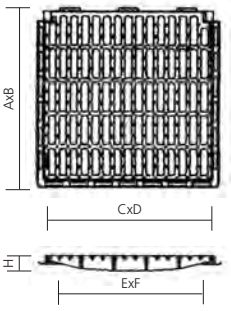

Code	AxB (mm)	H (mm)	CxD (mm)	ExF (mm)
RG-6	773x353	35	735x285	695x265



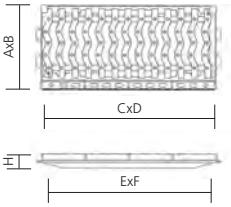

Code	AxB (mm)	H (mm)	CxD (mm)	ExF (mm)
RG-7	920x370	100	748x272	720x236

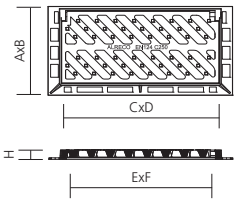

Code	AxB (mm)	H (mm)	CxD (mm)	ExF (mm)
RG-8	574x362	40	515x325	484x290
RG-9	620x365	41	562x328	525x290

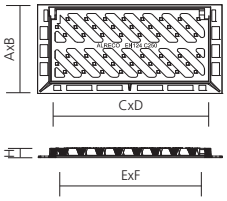

Code	AxB (mm)	H (mm)	CxD (mm)	ExF (mm)
RG-10	830x340	33	750x250	710x220

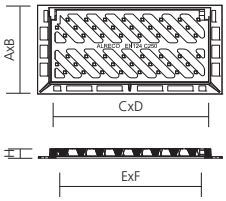

Code	A (mm)	H (mm)	B (mm)
RG-11	500	23	125
RG-12	500	28	200
RG-13	500	28	300

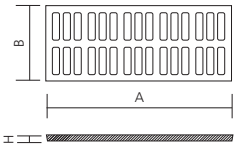

Code	A (mm)	H (mm)	B (mm)
RG-14	529	23	215

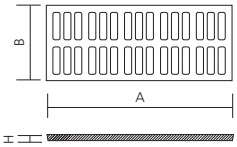

Code	AxB (mm)	H (mm)	CxD (mm)	ExF (mm)
RG-15	750x600	115	580x570	525x585



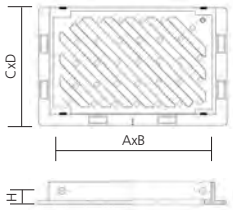

Code	A (mm)	B (mm)
RG-16	400	400
RG-17	500	500

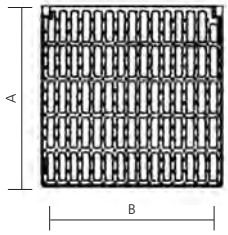

Code	AxB (mm)	H (mm)	CxD (mm)	ExF (mm)
RG-18	850x495	57	710x415	680x370

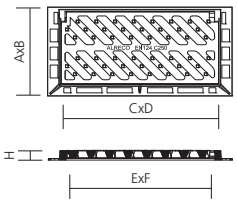

Code	AxB (mm)	H (mm)	CxD (mm)
RG-19	600x500	140	470x370

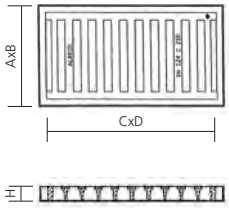

RC

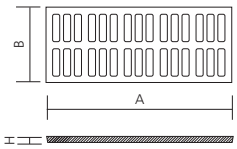

Code	A (mm)	H (mm)	B (mm)
RG-20	750	27	200
RG-21	750	27	300
RG-22	750	27	400
RG-23	750	27	500
RG-24	750	27	600

MA-002

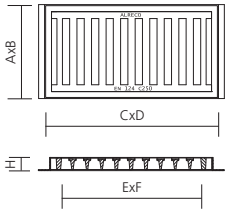

Code	AxB (mm)	H (mm)	CxD (mm)	ExF (mm)
RG-25	735x360	50	660x350	660x280

MA-011

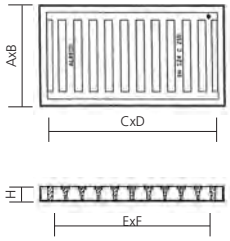

Code	AxB (mm)	H (mm)	CxD (mm)	ExF (mm)
RG-26	610x415	40	600x400	530x335

I-12C/I-12CG

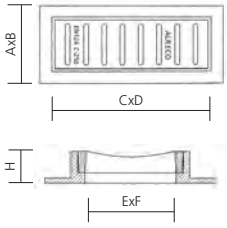

Code	AxB (mm)	H (mm)	CxD (mm)	ExF (mm)
RG-27	485x345	55	425x265	395x245
RG-28	935x400	60	845x315	815x275

C-250/400 KN

Code	AxB (mm)	H (mm)	CxD (mm)	ExF (mm)
RG-29	484x344	52	425x265	385x235

I-12CL

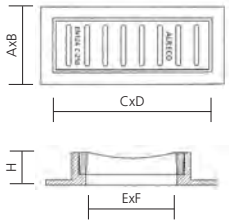

Code	AxB (mm)	H (mm)	CxD (mm)	ExF (mm)
RG-30	504x319	60	420x263	223x387

C-250/400 KN

I-12

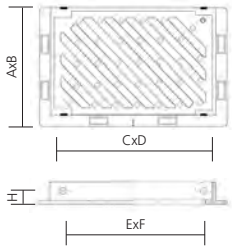

Code	AxB (mm)	H (mm)	CxD (mm)	ExF (mm)
RG-31	715x345	38	613x278	580x250

366B

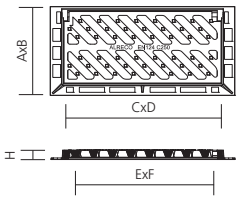

Code	AxB (mm)	H (mm)	CxD (mm)	ExF (mm)
RG-32	585x390	40	530x333	495x395

366A

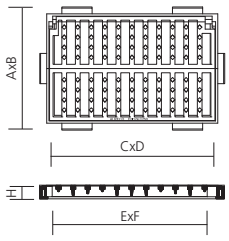

RA-1

Code	AxB (mm)	H (mm)	CxD (mm)	ExF (mm)
RG-33	515x250	40	460x230	423x200

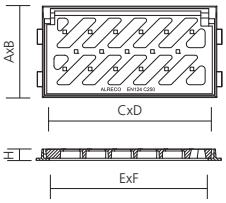

Code	AxB (mm)	H (mm)	CxD (mm)
RG-34	400x400	50	303x303
RG-35	500x500	50	400x400
RG-36	550x550	50	450x450
RG-37	600x600	50	500x500
RG-38	700x700	50	600x600
RG-39	800x800	50	700x700

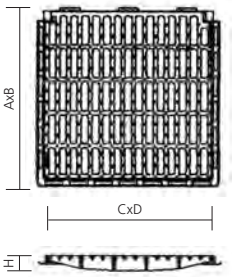

Code	A (mm)	B (mm)	H (mm)
RG-40	610	570	240

Code	A (mm)	B (mm)	H (mm)
RG-41	750	175	130
RG-42	750	200	200
RG-43	750	300	215
RG-44	750	550	390

RCCF

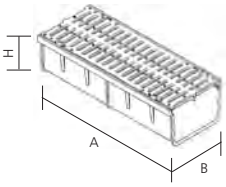



Code	A (mm)	B (mm)	H (mm)
RG-45	1000	125	120
RG-46	1000	200	145

RCH-C

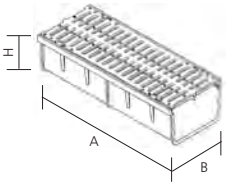

Code	A (mm)	B (mm)	H (mm)
RG-47	1000	125	120
RG-48	1000	200	145

RCH-F

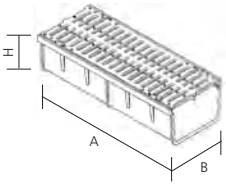

Code	A (mm)	B (mm)	H (mm)
RG-49	974	492	72

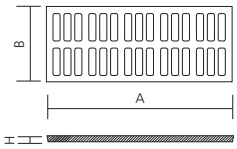

Code	AxB (mm)	H (mm)	CxD (mm)	ExF (mm)
RG-50	1000x627	115	785x569	445

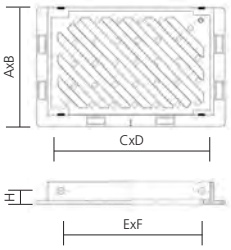

Code	AxB (mm)	H (mm)	CxD (mm)
RG-51	1000x750	120	725x620
RG-52	1000x550	120	725x423

D-400/600 KN

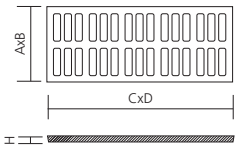

Code	A (mm)	B (mm)	H (mm)
RG-52-1	1000	750	120
RG-53	1000	550	120

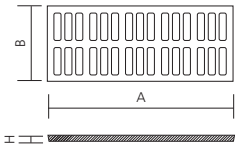



Code	AxB (mm)	H (mm)	CxD (mm)	ExF (mm)
RG-54	565x565	75	415x415	395x395



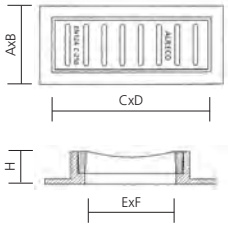

Code	AxB (mm)	H (mm)	CxD (mm)	ExF (mm)
RG-55	825x825	45	800x800	760x760

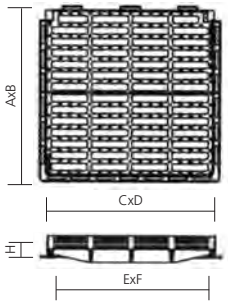

Code	AxB (mm)	H (mm)	CxD (mm)	ExF (mm)
RG-56	550x525	80	396x436	440x400



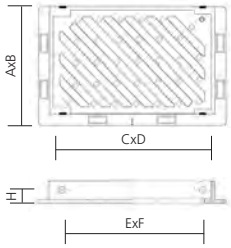

Code	AxB (mm)	H (mm)	CxD (mm)	ExF (mm)
RG-57	520x514	100	364x424x2	430x370



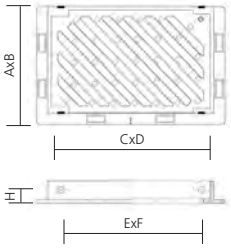

MA-002D

Code	AxB (mm)	H (mm)	CxD (mm)	ExF (mm)
RG-58	735x395	50	655x345	621x332

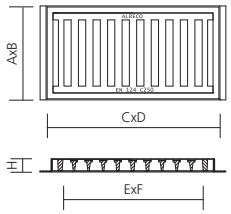

Code	CxD (mm)	H (mm)	AxB (mm)	ExF (mm)
V-1	1080x900x665			
V-2	800x650x490			

Code	CxD (mm)	H (mm)	AxB (mm)	ExF (mm)
V-3				

ALRECO

FABRICANTES DE FUNDICIÓN

C/ Aneto, 8-F nave 2. Polígono Valdeconsejo
50410 Cuarte de Huerva - Zaragoza
Tel. y Fax +34 876 26 10 57
export@alreco.es
international@alreco.es
www.alreco.es